

LEDVANCE LUMINAIRES

DUAL SELECTABLE

WRAP FVL

LEDVANCE LUMINAIRE SPECIFICATION DATA

Catalog #	Comments
Project	
Type	
Prepared by	

VALUE CLASS™



APPLICATION

Ideal in retrofit and new installations, the LEDVANCE Wrap FVL Luminaire is intended for retail, manufacturing, warehouse, office, education, and low-bay applications.

BENEFITS & FEATURES

- CCT and Wattage Selectable
- Available in 2ft and 4ft
- Lens and light engine module are toollessly removed as one unit for simple access to the wiring and fast, efficient installation
- V-hook mounting bracket included
- Optional end-to-end joiner bracket for continuous row mounting
- All fixtures are pre-wired with the sockets needed for quick, efficient field installation of optional internal microwave or external PIR motion/daylight sensors
- Compatible with simple, screw-in, field installable Ledvance Link components
- Optional 8W emergency battery back-up
- DLC 5.1 Listed
- Diffuse Acrylic lens reaches across the entire front of the luminaire, providing edge-to-edge, smooth, even illumination
- White powder coated metal body
- CRI >80
- Screw-In LINK™ compatible
- Suitable for installation within clothes closet storage spaces when installed in accordance with the NEC 410.16 spacing requirements



LEDLUM209R1 10-24

ELECTRICAL

- 120-347V_{AC}
- Power Factor > 90%
- THD <20%
- 0-10V Dimmable down to 10%
- 2.5kV surge protection
- cULus damp rated, for indoor use
- cULus listed to UL1598 CSA C22.2 standards for luminaires

MOUNTING ACCESSORIES

- Included V-hooks
- Optional aircraft cables
- Optional mounting chains
- Optional end-to-end joiner brackets

RATED LIFE

- >100,000 hours (L₇₀) @25°C ambient

OPERATING TEMPERATURE

- 13°F to +104°F (-25°C to +40°C)

UNIQUE SELLING POINTS

- 3500K, 4000K, 5000K CCT Selectable
- Wattage selectable
- Simple field installable PIR, Microwave, or LINK sensors
- Full edge-to-edge lens illumination

INSTALLATION

- Indoor use
- Can be surface mounted or suspended with included V-hook mounting brackets
- Can be suspended using optional aircraft cable mounts
- Optional end-to-end joiner brackets for continuous row mounting

WARRANTY

- 5 year
- NLB Trusted Warranty Program

WATTAGE COMPARISON

TRADITIONAL SOURCE	TRADITIONAL SYSTEM WATTAGE	LED SYSTEM WATTAGE	ENERGY SAVINGS	SIZE
1x32 T8	28	15	46%	2'
1x32 T8	28	20	29%	2'
2x28W T8	49	25	49%	2'
2x32W T8	56	30	46%	2'; 4"
2x32W T8	56	40	29%	4'
3x32W T8	75	40	47%	4'
3x32W T8	75	50	33%	4'
2x54W T5	87	50	43%	4'

ORDERING GUIDE

WRAP	FVL /	SXXX	UNH	D	8	SC7 /	XX /	WH /	XX
PRODUCT NAME	GENERATION	SELECTABLE WATTAGE	INPUT VOLTAGE	DIMMING	CRI	SELECTABLE CCT	SIZE	COLOR	OPTIONS
Wrap	FVL	S030 = 15/20/25/30W S050 = 30/40/50W	UNH = 120-347V	D = 0-10V Dimming	8 = 80+	SC7 = 3500/4000/5000K	24 = 2ft 48 = 4ft	WH = White	D = Microwave Motion/ Daylight Sensor* E = Emergency Back-up Battery DE = Microwave Motion/ Daylight Sensor and Emergency Back-up Battery

ORDERING INFORMATION

ITEM #	ORDERING ABBREVIATION	POWER (W)	INPUT VOLTAGE (V)	DIM. (V)	CRI	COLOR TEMP	TOTAL FIXTURE LUMENS (LM) @25°C & 4000K	LPW @ 25°C & 4000K	SIZE	DLC	OPTIONS	MTO*
64115	WRAP/FVL/S030UNHD8SC7/24WH	15/20/25/30	120-347	0-10	>80	3500/4000/5000K	2145/2840/3525/4200	140	2ft	Std	–	–
64116	WRAP/FVL/S050UNHD8SC7/48WH	30/40/50	120-347	0-10	>80	3500/4000/5000K	4260/5640/7000	140	4ft	Std	–	–
64254	WRAP/FVL/S030UNHD8SC7/24WH/E	15/20/25/30	120-347	0-10	>80	3500/4000/5000K	2145/2840/3525/4200	140	2ft	Std	Emergency Battery Back-up ^{††}	√
64255	WRAP/FVL/S050UNHD8SC7/48WH/E	30/40/50	120-347	0-10	>80	3500/4000/5000K	4260/5640/7000	140	4ft	Std	Emergency Battery Back-up ^{††}	√
66238	WRAP/FVL/S030UNHD8SC7/24WH/D [†]	15/20/25/30	120-347	0-10	>80	3500/4000/5000K	2145/2840/3525/4200	140	2ft	Std	Microwave Motion/Daylight Sensor [†]	√
66239	WRAP/FVL/S050UNHD8SC7/48WH/D [†]	30/40/50	120-347	0-10	>80	3500/4000/5000K	4260/5640/7000	140	4ft	Std	Microwave Motion/Daylight Sensor [†]	√
66240	WRAP/FVL/S030UNHD8SC7/24WH/DE	15/20/25/30	120-347	0-10	>80	3500/4000/5000K	2145/2840/3525/4200	140	2ft	Std	Microwave Motion/Daylight Sensor; Emergency Battery Back-up ^{††}	√
66241	WRAP/FVL/S050UNHD8SC7/48WH/DE	30/40/50	120-347	0-10	>80	3500/4000/5000K	4260/5640/7000	140	4ft	Std	Microwave Motion/Daylight Sensor; Emergency Battery Back-up ^{††}	√

*Made to Order

[†]Sensor can also be ordered separately and quickly field installed

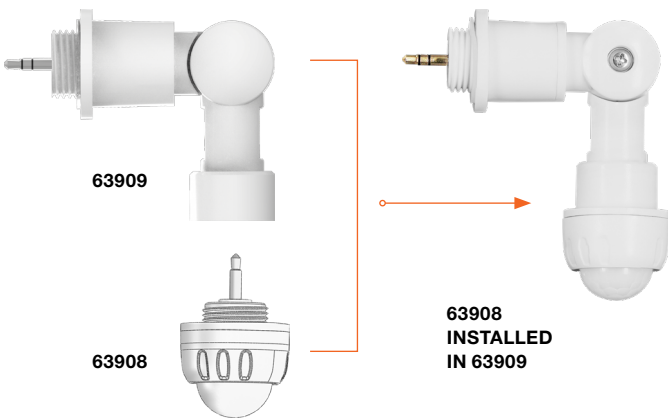
^{††}8W Emergency Back-up Battery provides 1000 lumens for 90 minutes

ACCESSORIES

ITEM #	ORDERING ABBREVIATION	ITEM DESCRIPTION
63906	CABLEMOUNT/10FT	Adjustable aircraft cable mount (10 feet, 1 Pair)
60573	LNHIBA2A/CHAINMT	Chain Mount (5 feet, 1 pair)
65624	WRAP/FVL/JOINBRKT	Joiner Bracket with screws for end-to-end mounting of luminaires
63907	MOTIONDAYSENSOR/MICRO/6M	Internal, field installed Microwave Motion/Daylight Sensor, 19.69 feet max. mounting height, default settings can only be changed using Remote 65305*
63908**	MOTIONDAYSENSOR/PIR/6M/PIN	External, field installed PIR Motion/Daylight Sensor, requires bracket 63909, 19.69 feet max. mounting height, default settings can only be changed using Remote 65305*
63909**	PINBRACKET/LSHAPE/ADJUSTABLE	L-Shaped, adjustable bracket for PIR sensor 63908 and 3.5mm pin-based LINK accessories
65305*	STRIP2A/REMOTE	Remote with screen for Microwave and PIR Motion Sensors — this is required to change the default settings of 63907 and 63908
62630**	ADAPTER/AUX12V/BLE	LINK Bluetooth® Mesh low voltage controller — BLE enables fixture, requires bracket 63909
62634**	SENSORHB/PIRAUX12V/BLE	LINK Bluetooth® Mesh low voltage sensor & controller Bluetooth — BLE enabled daylight/ motion sensor, requires bracket 63909

*Remote 65305 is required to change the default setting of sensors 63907 and 63908

**PIR sensor 63908 and LINK components require bracket 63909 for installation on WRAP FVL



WRAP FVL WITH L-BRACKET & PIR SENSOR



**65305
SENSOR
REMOTE**



63907

DEFAULT MICROWAVE AND PIR MOTION SENSOR SETTINGS**	
Detection Area	100%
Hold Time	5 Minutes
Daylight Threshold	50 Lux
Stand-by Period	30 Minutes
Stand-by Dimming	30%

**Changing the default sensor settings requires optional remote 65305



62634



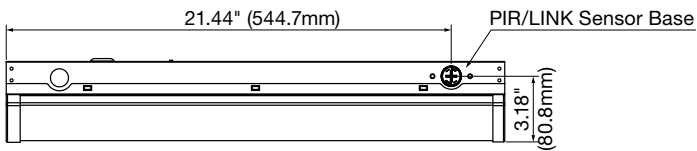
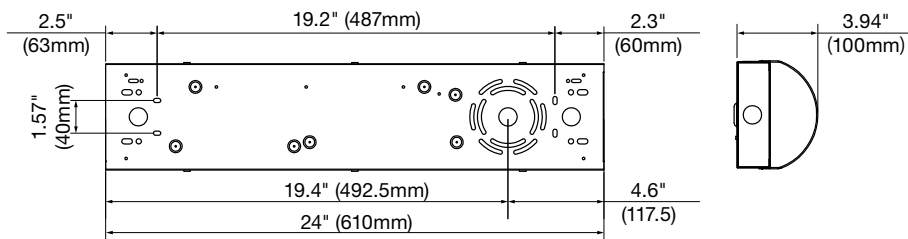
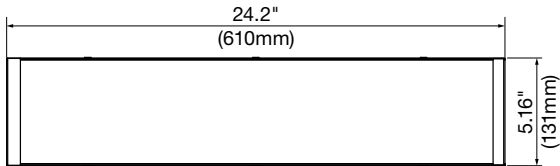
62630



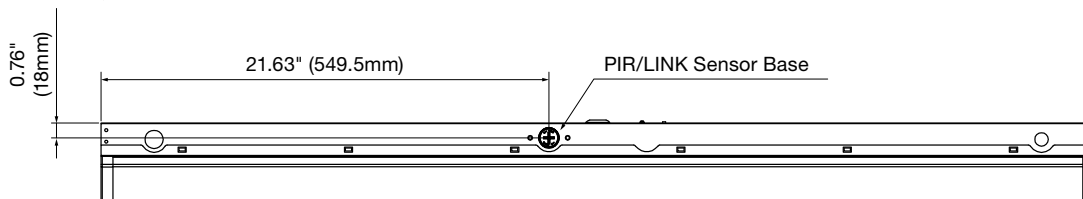
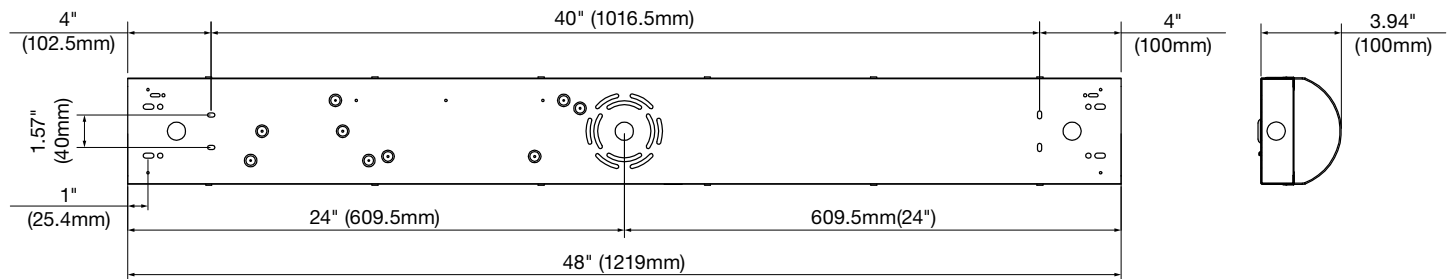
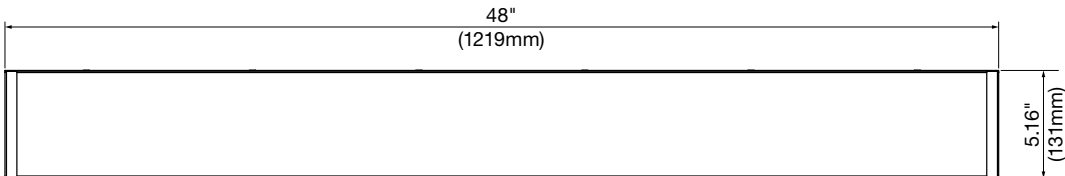
PHYSICAL INFORMATION

LUMINAIRE DESCRIPTION	LENGTH IN (MM)	WIDTH IN (MM)	HEIGHT IN (MM)
2 Foot	24 (610)	5.16 (131)	3.94 (100)
4 Foot	48 (1219)	5.16 (131)	3.94 (100)

2' MODEL



4' MODEL





LEDVANCE LLC
181 Ballardvale Street, Suite 203
Wilmington, MA 01887 USA
Phone: 1-800-LIGHTBULB (1-800-544-4828)
www.ledvanceUS.com

LEDVANCE is a registered trademark.
The Bluetooth® word mark and logos are registered
trademarks owned by the Bluetooth SIG, Inc. and any
use of such marks by LEDVANCE LLC is under license.
All other trademarks are those of their respective owners.
Specifications subject to change without notice.



SCAN TO FOLLOW US
ON SOCIAL MEDIA